

# Elsafe Zenith Electronic Safes

The choice of in-room electronic safes becomes easy when you can choose Zenith to secure your users' belongings. Zenith is advanced and economical security, with the industry's leading audit trail system that allows you to print out comprehensive report on all safe activities.

Zenith is available in many sizes and models to complement your room regardless of style and need.

## FEATURES

- : Industry leading audit trail (500 events)
- : Flash memory
- : Reprogrammable configuration
- : ADA compliant telephone style keypad
- : 4-digit code
- : LED display for clear visible numbers
- : Green backlit keypad
- : Internal light
- : Push button to lock door
- : Powered with five (5) AA batteries
- : Low battery warning
- : Easy external battery change
- : Spring loaded door
- : Accommodates up to 17" laptop in certain models
- : Serviced by computerized service device with unique service code
- : Supports IR communication
- : Anti-tamper labyrinth
- : Internal carpet
- : Unique triangular locking bolt reinforcement
- : Easy maintenance
- : 18 mm solid bolt locking mechanism

## Optional features

- : Anti tamper switch
- : Wireless RF online communication upgrade (requires online network).
- : Rental mode by activation code
- : Power outlet inside the safe

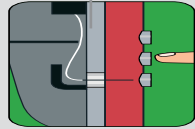


**ASSA ABLOY**

ASSA ABLOY Hospitality

The global leader in  
door opening solutions

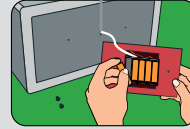
## SPECIFICATIONS



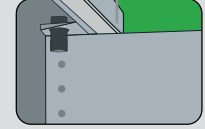
Anti-tamper labyrinths offer higher protection against manipulation.



Spring-loaded door indicates if the door is in open or closed position, avoiding guests leaving the safe open unintentionally.



Quick battery change without having to open the safe. It saves time and money.



Solid one-piece construction enhances security and eliminates access to vital components.

### SafeLink Software

SafeLink software is the ultimate tool to commission, maintain, and service Elsafe safes.

### PinKey

PinKey is a compact electronic PIN code protected key to securely override and service Elsafe safes.



### Outlets

Optional internal power outlet in different types (US, EU and UK).



### Drop safe

Floor safe with a slot and slope in the ceiling on the safe.



Measurements		Zenith 27	Zenith 43	Zenith Wide	Zenith In-Wall	Zenith Floor
Outside H/W/D Incl. keyboard	mm	191/354/270	191/354/432	191/460/417	469/418/170	536/355/457
	in	7 <sup>5/8</sup> /13 <sup>5/16</sup> /10 <sup>11/16</sup>	7 <sup>33/64</sup> /13 <sup>15/16</sup> /17	7 <sup>33/64</sup> /18 <sup>11/16</sup> /16 <sup>27/64</sup>	18 <sup>11/16</sup> /16 <sup>1/2</sup> /6 <sup>5/8</sup>	21 <sup>11/16</sup> /14/18
Inside H/W/D	mm	188/351/200	188/351/361	188/457/345	400/350/95	500/349/371
	in	7 <sup>4/8</sup> /13 <sup>11/16</sup> /7 <sup>7/8</sup>	7 <sup>10</sup> /13 <sup>11/16</sup> /14 <sup>1/2</sup>	7 <sup>10</sup> /18/13 <sup>11/16</sup>	15 <sup>3/4</sup> /13 <sup>3/4</sup> /3 <sup>3/4</sup>	19 <sup>17/16</sup> /13 <sup>1/4</sup> /14 <sup>5/8</sup>
Door dimensions H x W	mm	140/295		140/400	390/300	460/226
	in	5 <sup>12</sup> /11 <sup>3/8</sup>		5 <sup>12</sup> /15 <sup>3/4</sup>	15 <sup>11/16</sup> /11 <sup>4/5</sup>	18 <sup>11/16</sup> /8 <sup>15/16</sup>
Internal volume	litres	13	24	31,5	17,5	66
	cu ft	0,46	0,84	1,11	0,61	2,33
Weight	kg	7,8	10	12	20	36,2
	lb	16,8	21,6	26,5	44	79,8

H/W/D: Height/Width/Depth

	Color Option 1	Color Option 2	Color Option 3
Body color	Black Gray RAL 7021	Ivory RAL 1015	White RAL 9003
Frame color	Black Gray RAL 7021	Ivory RAL 1015	White RAL 9003
Front	Black Gray RAL 7021	Ivory RAL 1015	White RAL 9003

### Door Body Frame & Backwall

- : Steel thickness 27/43 4mm 1.5 mm 2 mm
- : Steel thickness Wide 5 mm 1.5 mm 2 mm
- : Steel thickness In Wall 6 mm 2 mm 2 mm
- : Steel thickness Floor 8 mm 3 mm 3 mm
- : Fastening method 27/43/Wide Bottom 4 holes, Backwall 3 holes
- : Fastening method In Wall Sidewalls 4 holes (into wall studs)
- : Fastening method Floor Mounting plate 3mm, 4 bolts